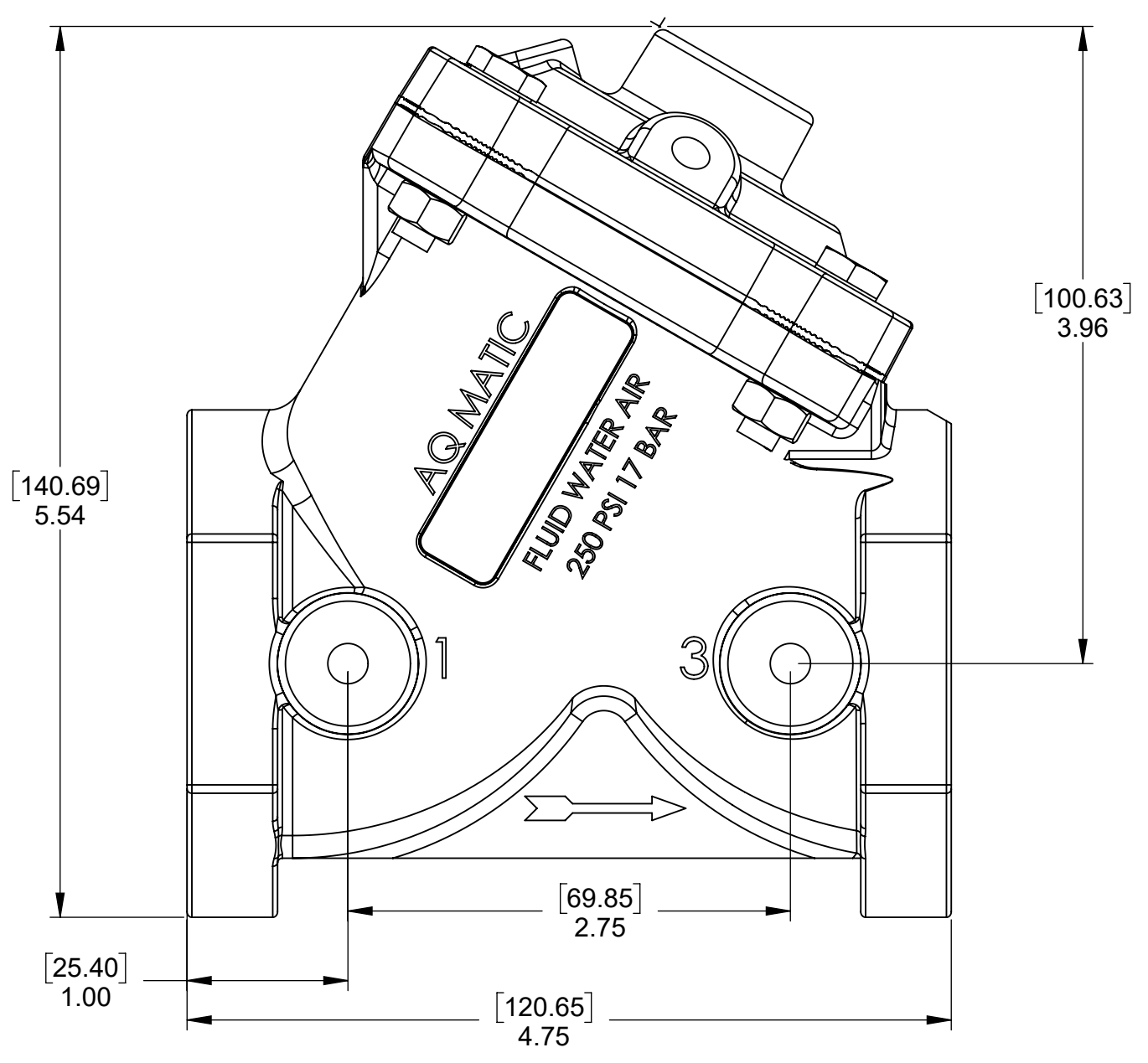
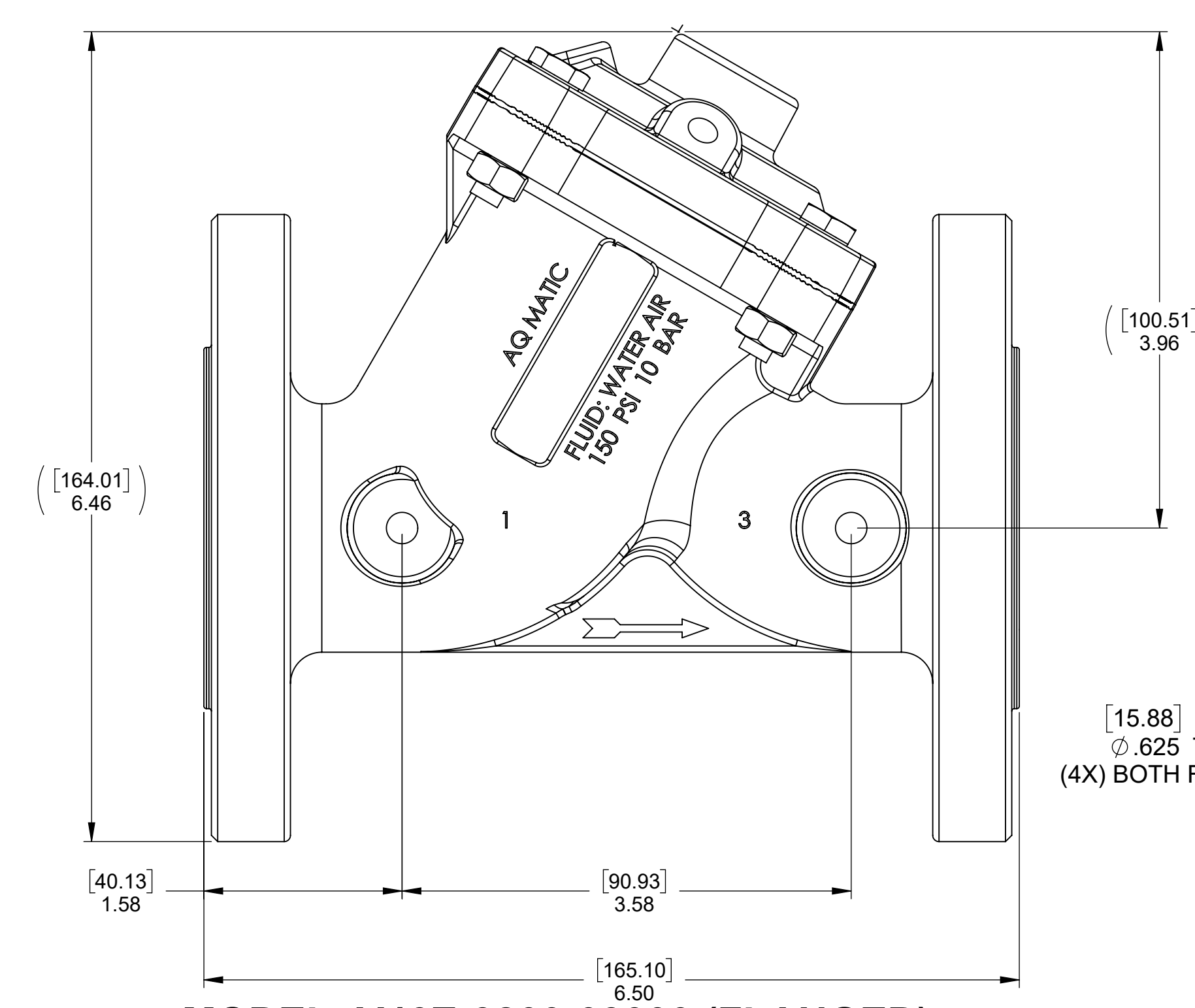


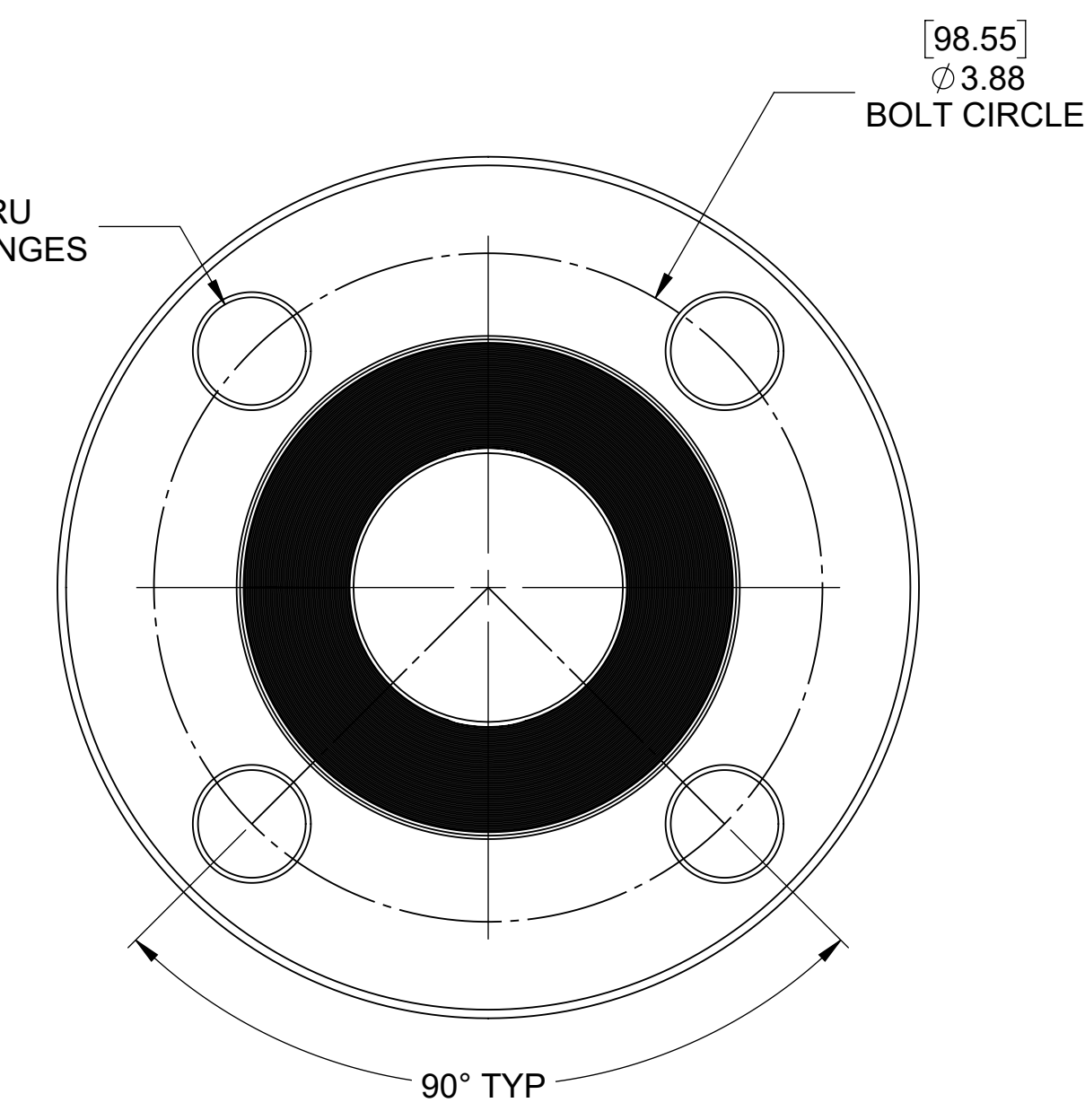
REVISIONS				
ECN	REV	DESCRIPTION	DATE	APPROVED
1960	L	CATALOG SHEET UPDATE	12AUG2021	TRK
2100	M	CATALOG SHEET UPDATE	13JUL2022	TRK
2376	N	UPDATE PART NUMBER FOR ITEM #9	17APR2024	SMH



MODEL: V46E-0200-03000 (THREADED)



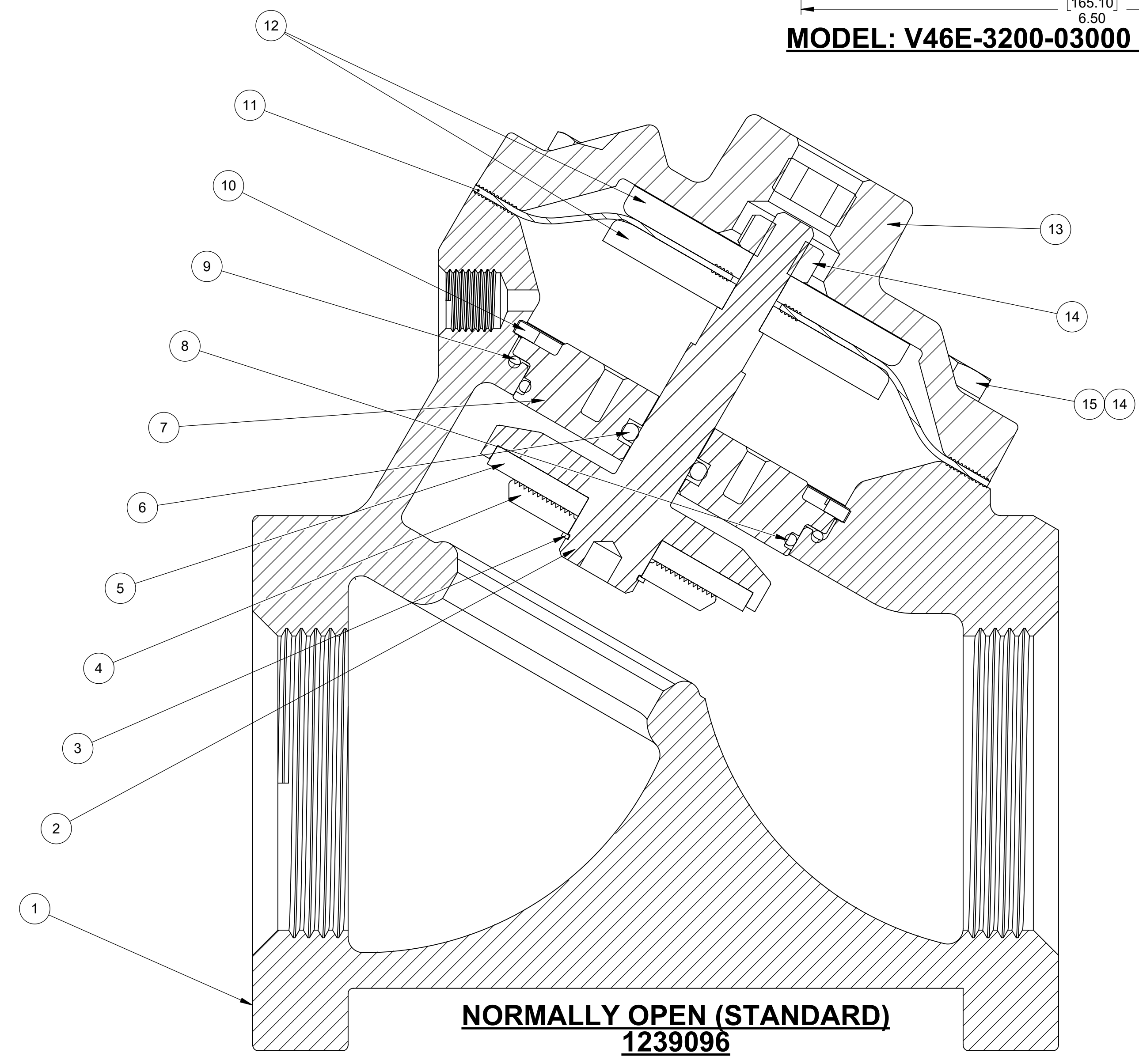
MODEL: V46E-3200-03000 (FLANGED)



FLANGES PER ASTM B16.5 CLASS 150 AND ISO 7005-1 PN20

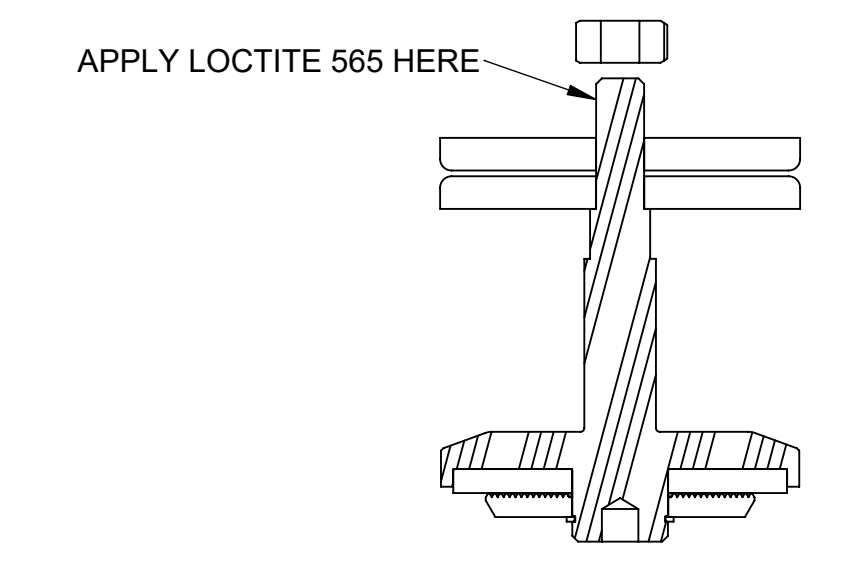
NOTES:
1. AMERICAN NATIONAL STANDARD TAPER PIPE THREADS (NPT) PER ANSI B1.20.1.

NORMALLY OPEN MODEL				
ITEM NO.	DESCRIPTION	STD	PART NUMBER	QTY.
1	BODY, 464 1.5" NPT THREADED	CF8M	* 1084204	1
	BODY, 464, FLANGED		1084208	
2	SHAFT, 464 NORMALLY OPEN	CF8M	* 1084212	1
3	RING, RETAINER, SPRIAL	316 SS	* 1078562	1
4	PLATE, DISC, 464, SS, MCHD	316 SS	* 1236752	1
5	DISC	BUNA	* 1074232 (424-J)	1
		EPDM	1074233 (424-JE)	
		FKM	1074236 (424-JV)	
6	O-RING, 2-110	BUNA	* 1071689 (ORB-110TC)	1
		EPDM	1071726 (ORE-110TC)	
		FKM	1239021 (ORV-110TC)	
7	SHAFT GUIDE, 464	BUNA	* 1071680 (ORB-031)	1
		EPDM	1236771 (ORE-031)	
		FKM	1236777 (ORV-031)	
8	O-RING, 2-031	BUNA	* 23021 (ORB-033)	1
		EPDM	1236772 (ORE-033)	
		FKM	1236778 (ORV-033)	
9	O-RING, 2-033	BUNA	* 1074222 (424-FB)	1
		EPDM	1074224 (424-FV)	
		FKM	1074224 (424-FV)	
10	RING, RETAINER, 2.255 X .78	316 SS	* 1236749	1
11	DIAPHRAGM, 424	BUNA	* 1074222 (424-FB)	1
		FKM	1074224 (424-FV)	
12	PLATE, DIAPHRAGM, 464	316 SS	* 1236754	2
13	CAP, NPT TAP TOP	CF8M	* 1236753	1
14	NUT, HEX, 1/4" - 20	316 SS	* 1075693	5
15	SCREW, HEX HD, 1/4" - 20 X 1 1/8LG	315 SS	* 1236794	4



**NORMALLY OPEN (STANDARD)
1239096**

REPAIR PARTS KITS			
DESCRIPTION	PART NO.		
DIAPHRAGM & SEALS KIT CONSISTS OF ITEM NO'S 3, 5, 6, 8, 9, 10, 11, 14(1), 24 & SILICONE PACK PART NO. 1071485	1236768	1236769	1236775
	BUNA N INCLUDES DIAPHRAGM 1074222	E.P.D.M. INCLUDES DIAPHRAGM 1074222	FKM INCLUDES DIAPHRAGM 1236800
	INT. PARTS KIT (NORM. OPEN) CONSISTS OF STANDARD ITEM NO'S 2, 4, 7, 12(2)		



DO NOT APPLY LOCTITE TO O-RING SEALS

SEE SHEET 2 FOR CONFIGURATION OPTIONS

INTERPRET DIMENSIONS AND TOLERANCES PER ASME Y14.5M -2018.
PRIMARY UNITS SHOWN IN INCHES.
SECONDARY UNITS SHOWN IN MILLIMETERS.

DEFAULT TOLERANCES:
ANGLES: ±1°
1 PLACE .X: ±.100 (2.54)
2 PLACE .XX: ±.010 (0.3)
3 PLACE .XXX: ±.005 (0.13)

THIRD ANGLE PROJECTION

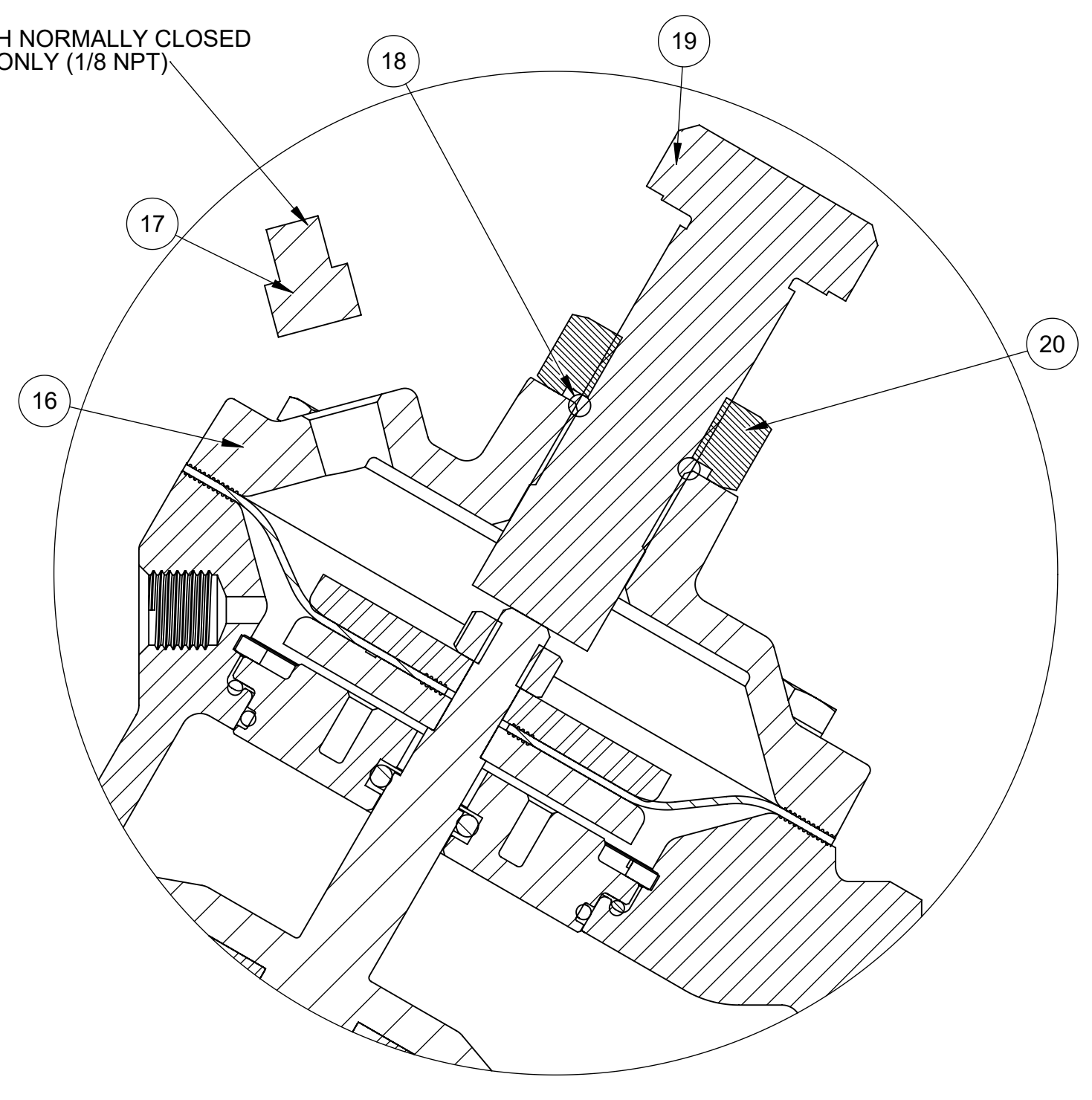
THIS DOCUMENT IS SOLELY THE PROPERTY OF AQMATIC. REPRODUCTION, USE, DISCLOSURE, OR TRANSMISSION OF THIS DOCUMENT OR DETAILS CONTAINED HEREIN, IN PART OR IN WHOLE, IS PROHIBITED WITHOUT THE WRITTEN CONSENT OF AQMATIC ENGINEERING. THIS DOCUMENT AND ANY COPIES SHALL BE RETURNED TO AQMATIC UPON WRITTEN REQUEST.

AQMATIC
Valves & Controls

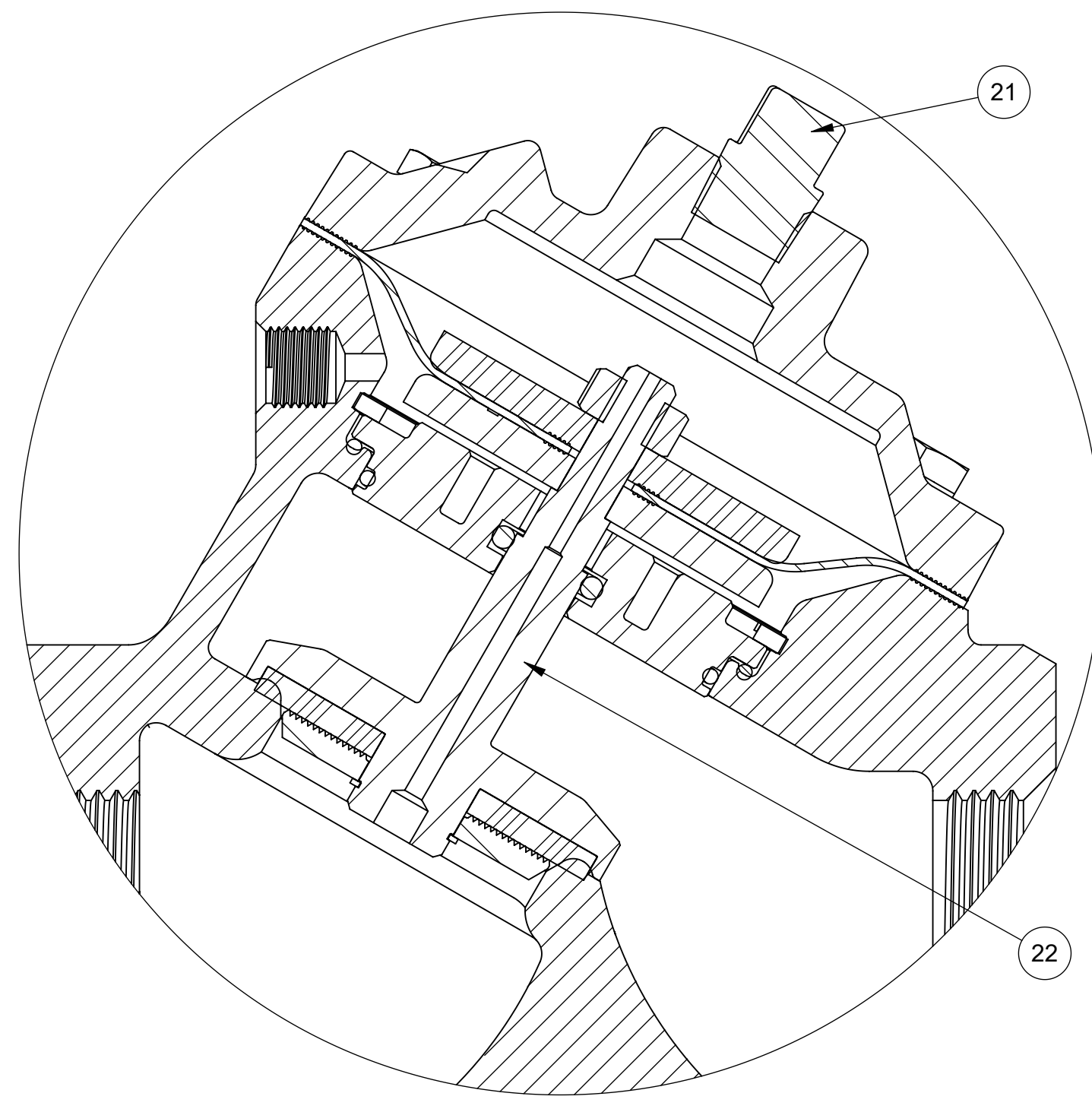
DESCRIPTION
**CATALOG SHEET,
464 SS VALVE**

DWG NO. **1236757** REV. **N**
SIZE **D** SCALE **1:1** SHEET **1 OF 2**

USE WITH NORMALLY CLOSED VALVES ONLY (1/8 NPT)

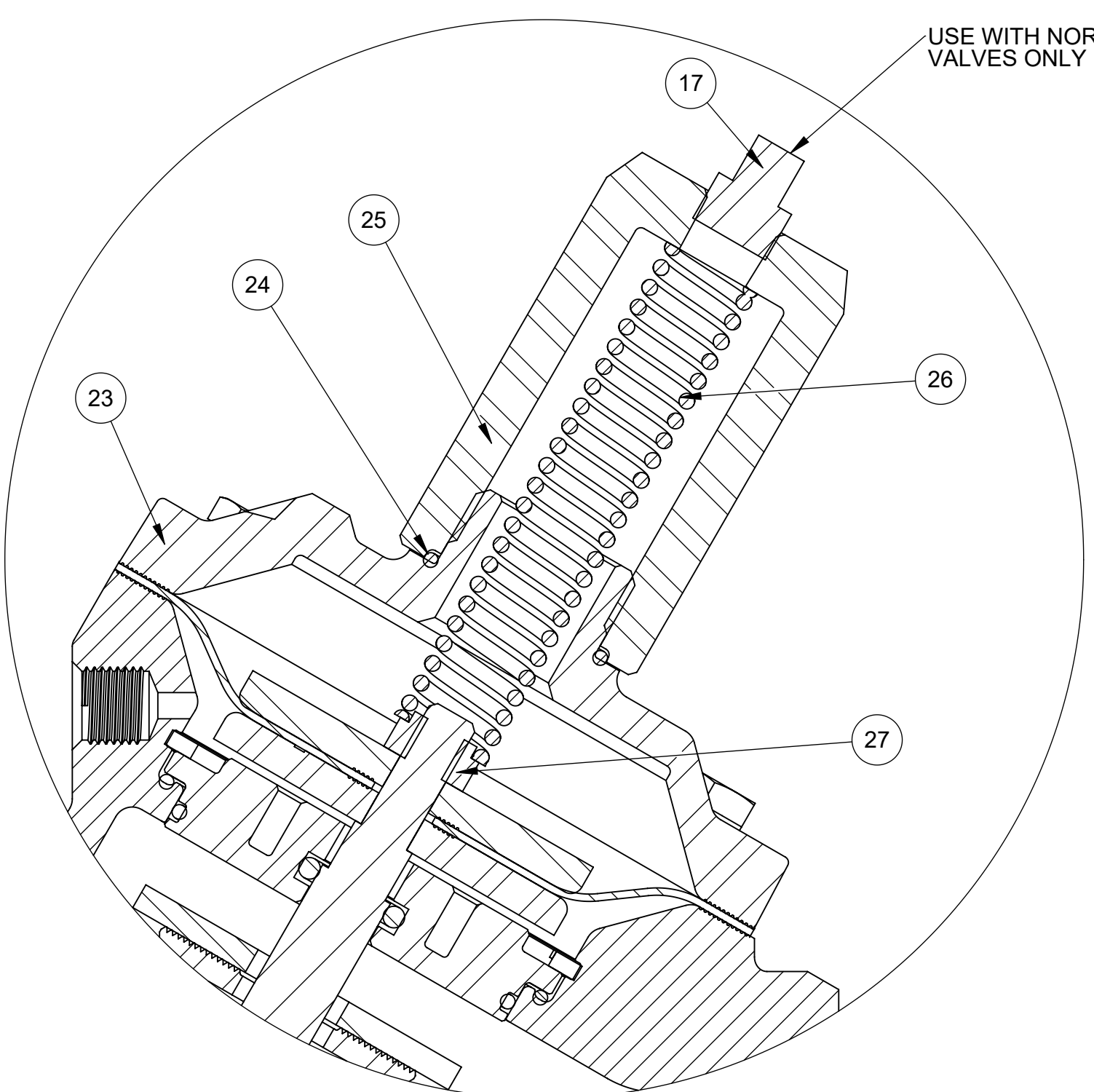


LIMIT STOP
MODEL:V46E-3210-03000 (FLANGED)
MODEL:V46E-0210-03000 (THREADED)

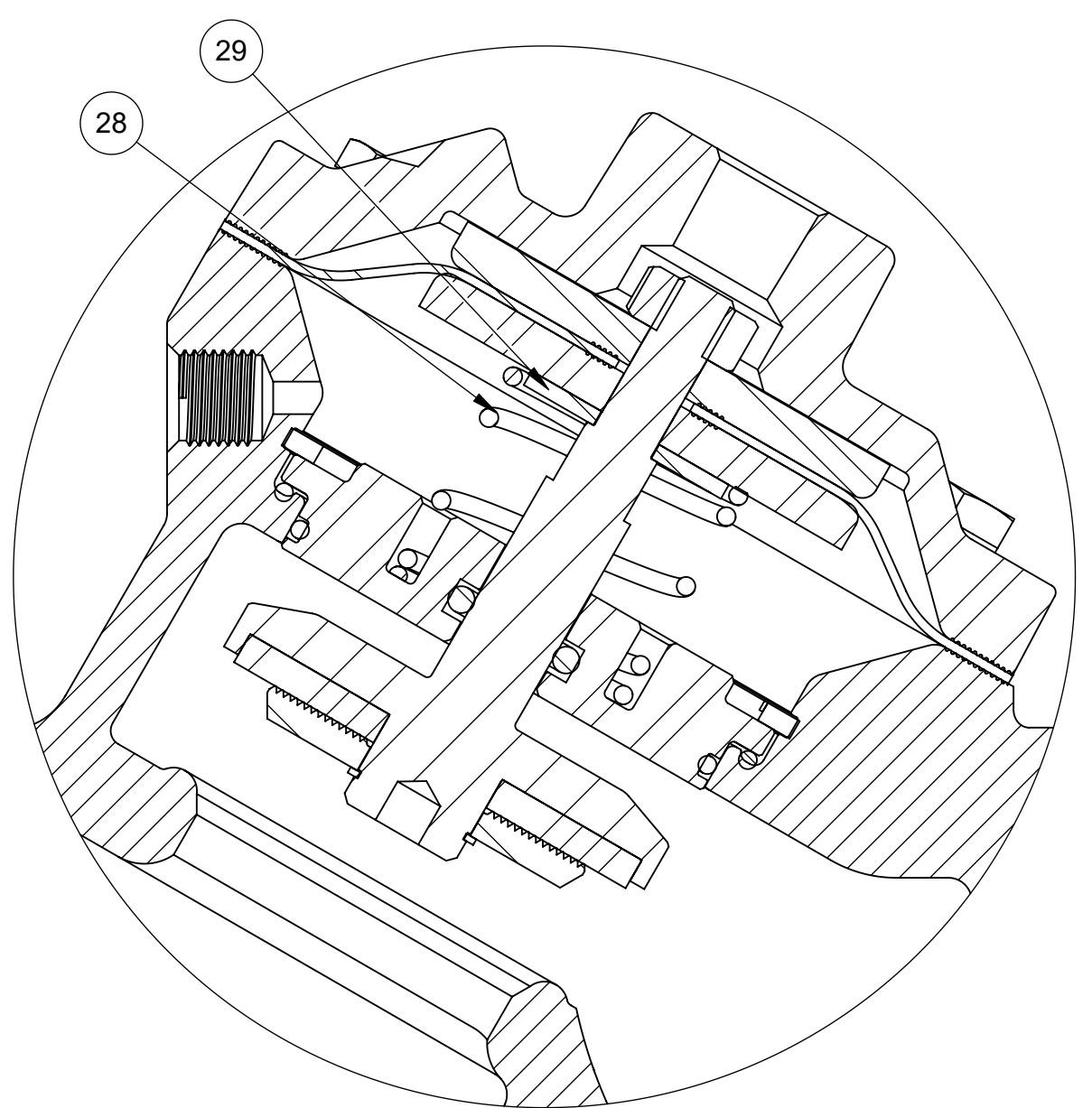


NORMALLY CLOSED
MODEL:V46E-3230-03000 (FLANGED)
MODEL:V46E-0230-03000 (THREADED)

USE WITH NORMALLY CLOSED VALVES ONLY (1/8 NPT)



SPRING ASSIST CLOSED
MODEL:V46E-3202-03000 (FLANGED)
MODEL:V46E-0202-03000 (THREADED)



SPRING ASSIST OPEN
MODEL:V46E-3201-03000 (FLANGED)
MODEL:V46E-0201-03000 (THREADED)

LIMIT STOP MODEL				
ITEM NO.	DESCRIPTION	STD	PART NUMBER	QTY.
16	CAP, LIMIT STOP, W/NPT PORT	CF8M	1236759	1
17	PLUG, 1/8 IN., NPT	316 SS	1078600	1
18	O-RING, 2-112	NITRILE	1071690 (ORB-112)	1
19	BOLT, HEX HD, 5/8 - 18 X 2" FULL	316 SS	1078676 (SCS-0042)	1
20	NUT, LIMIT STOP, 461 - 465	316 SS	1078678	1

NORMALLY CLOSED MODEL				
ITEM NO.	DESCRIPTION	STD	PART NUMBER	QTY.
21	PLUG, 1/4 IN., NPT SQUARE HEAD	316 SS	1078592 (PLS-0001)	1
22	SHAFT, 464, NORMALLY CLOSED	CF8M	1236762	1

SPRING ASSIST CLOSED MODEL				
ITEM NO.	DESCRIPTION	STD	PART NUMBER	QTY.
23	CAP, SPRING ASSIST CLOSED	CF8M	1236765	1
24	O-RING, 2-020	NITRILE	1071674 (ORB-020)	1
25	SPRING RETAINER NUT	316 SS	1236763	1
26	SPRING, COMPRESSION, 464	316 SS	1236764	1
27	NUT, SPRING CENTERING	316 SS	1078596	1

SPRING ASSIST OPEN				
ITEM NO.	DESCRIPTION	STD	PART NUMBER	QTY.
28	SPRING	316 SS	1236766 (424-S)	1
29	WASHER, CENTERING	316 SS	1236665	1

REPAIR PARTS KITS	
DESCRIPTION	PART NO.
INT. PARTS KIT (LIMIT STOP) CONSISTS OF STANDARD ITEM NO'S 18, 19, 20	1236781
INT. PARTS KIT (NORMALLY CLOSED) CONSISTS OF STANDARD ITEM NO'S 4, 7, 12(2), 22	1236782
INT. PARTS KIT (SPRING ASSIST CLOSED) CONSISTS OF STANDARD ITEM NO'S 24, 26, 27	1236783
INT. PARTS KIT (SPRING ASSIST OPEN) CONSISTS OF STANDARD ITEM NO'S 28, 29	1236784

CONVERSION KITS	
DESCRIPTION	PART NO.
CONVERSION KIT (LIMIT STOP) CONSISTS OF STANDARD ITEM NO'S 16, 18, 19, 20	1236785
CONVERSION KIT (SPRING ASSIST CLOSED) CONSISTS OF STANDARD ITEM NO'S 17, 23, 24, 25, 26, 27	1236786
CONVERSION KIT (SPRING ASSIST OPEN) CONSISTS OF STANDARD ITEM NO'S 28, 29	1236784

NOTE:
 1. SPRING ASSIST CLOSED MODEL CANNOT BE COMBINED WITH LIMITED STOP MODEL.

SEE SHEET 1 FOR STANDARD NORMALLY OPEN MODEL

INTERPRET DIMENSIONS AND TOLERANCES PER ASME Y14.5M-2018.
 PRIMARY UNITS SHOWN IN INCHES.
 SECONDARY UNITS SHOWN IN MILLIMETERS.
 ANGLES: ±1°
 1 PLACE .X: ±.000 (2.54)
 2 PLACE .XX: ±.010 (0.3)
 3 PLACE .XXX: ±.005 (0.13)



DESCRIPTION	
CATALOG SHEET, 464 SS VALVE	
DWG NO. 1236757	REV. N
SIZE D	SCALE 1:1 SHEET 2 OF 2