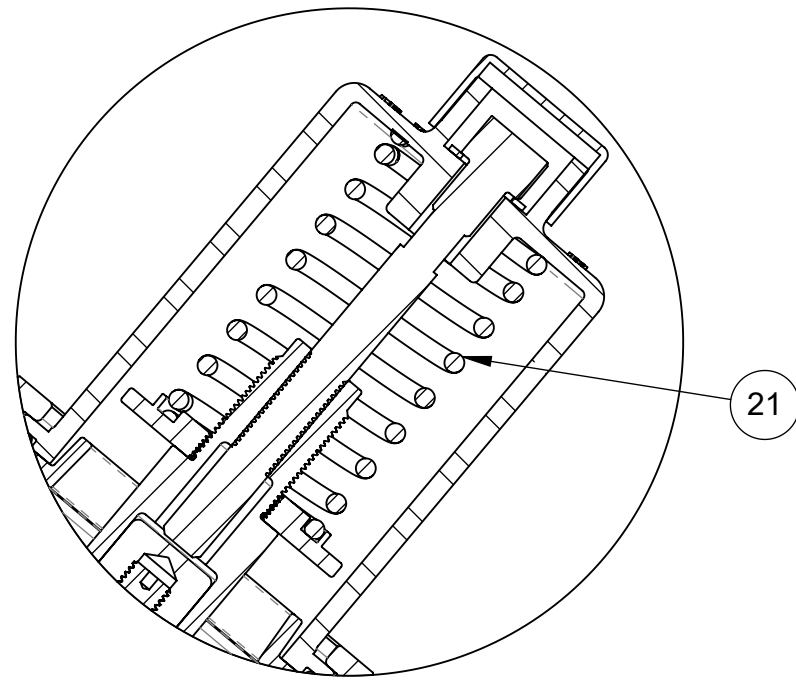
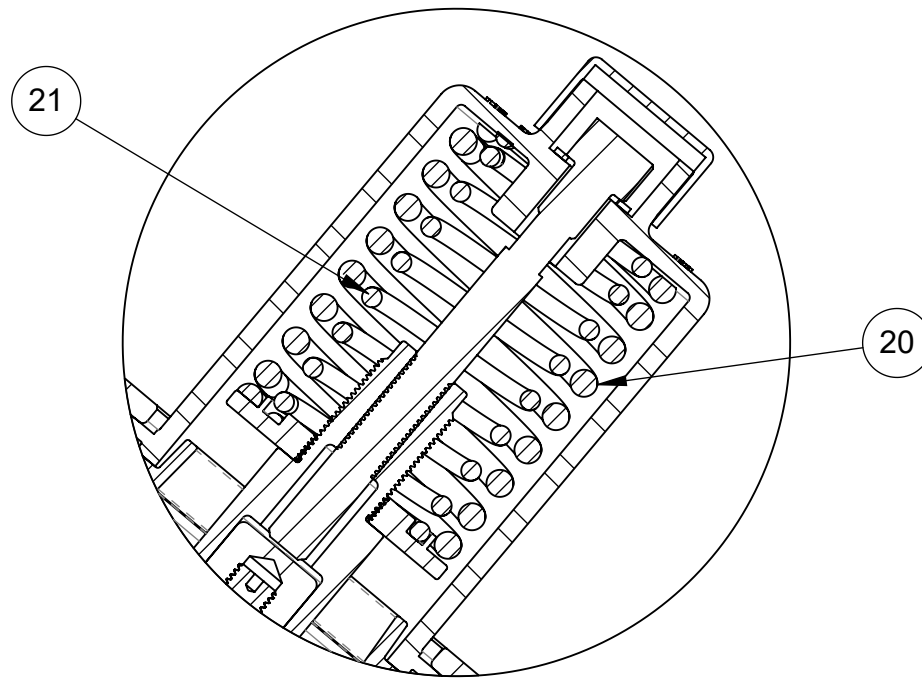


REVISIONS				
ECN	REV.	DESCRIPTION	DATE	APP'D
22262	H	RELEASE INTO THE SYSTEM	05/19/10	MHM
2372	L	REMOVE 1073375 AND REPLACE WITH 4510753	4/8/24	TRK

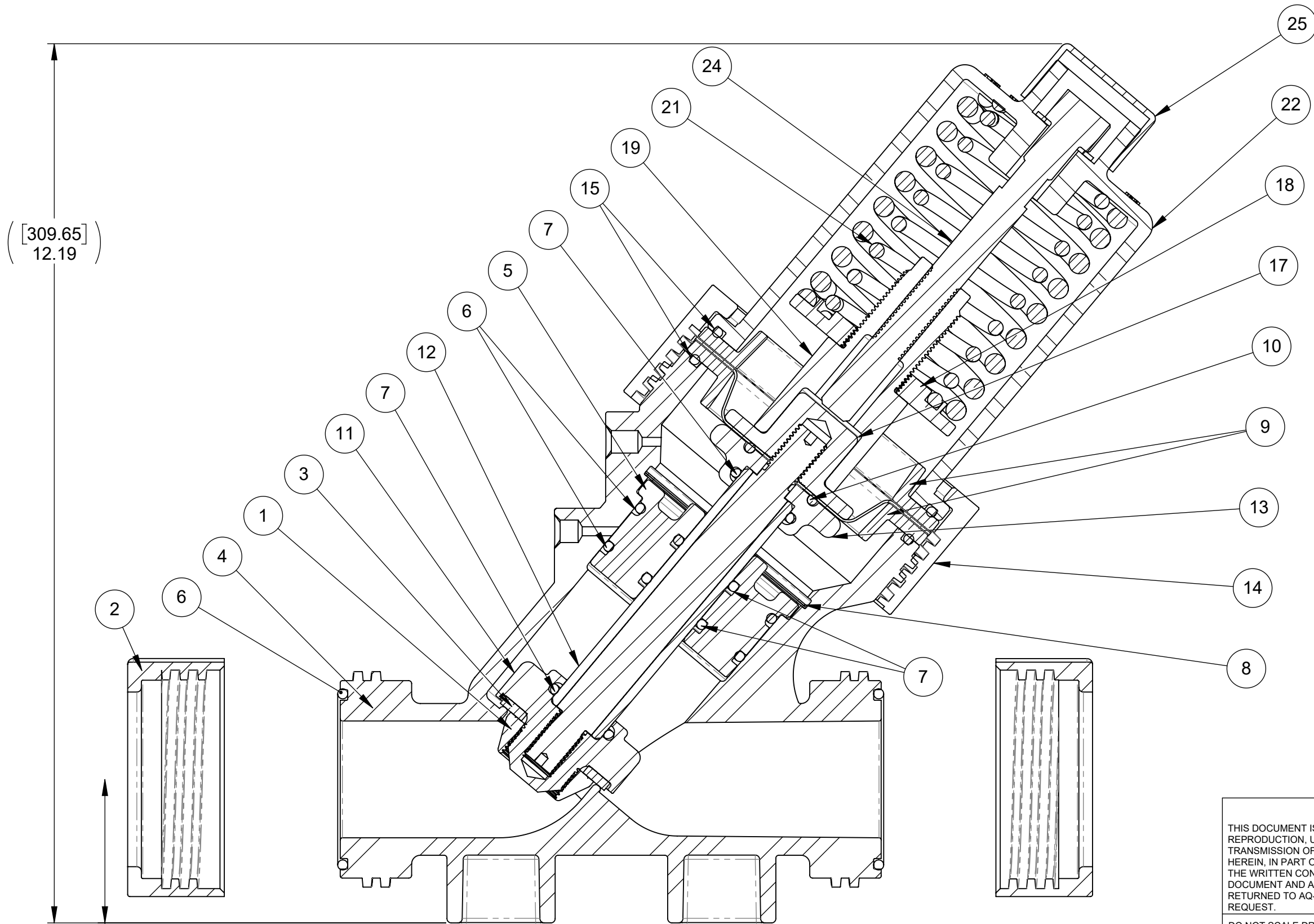


1079718 (K534-X203-1400) (30 PSI - 2 BAR)  
**FAILSAFE CLOSED**



1071335 (K534-X205-14000) (100 PSI - 7 BAR)  
**FAILSAFE CLOSED**

NOTE:  
REPLACEMENT COMPONENTS UNIQUE TO FAILSAFE DESIGN ARE AVAILABLE AS A REPAIR KIT ONLY. SEE SHEET 2 FOR KIT DETAILS.



1071334 (K534-X204-1400) (60 PSI - 4 BAR)  
**FAILSAFE CLOSED**

ITEM NO.	PART NUMBER	MODEL	DESCRIPTION	1079718 30 LBS. QTY.	1071334 60 LBS. QTY.	1071335 100 LBS. QTY.
1	1073330	V534-093	PLATE, DISC, 534, PVC, MCHD		1	
2	1073329	V534-080K	NUT, RETAINING, 534		2	
3	1073337	V534-110	DISC, 534		1	
4	1073344	V534-410K	VALVE BODY		1	
5	1073350	V534-491	GUIDE, SHAFT, 534		1	
6	1071751	ORE-228	O-RING, 2-228		4	
7	1071745	ORE-212	O-RING, 2-212		4	
8	4510753		RING, RETAINING, 534		1	
9	1073366	V534-551K	SUPPORT, DIAPHRAGM, 534		2	
10	1076766	ORB-214	O-RING, 2-214		1	
11	1073355	V534-502	HOLDER, DISC, FS, 534		1	
12	1073379	V534-702	SHAFT ASSEMBLY, FS, 534		1	
13	1073349	V534-448	PLATE, DIAPHRAGM, LWR, FS, 534		1	
14	43073		NUT, FS, 534		1	
15	1071709	ORB-240	O-RING, 2-240		2	
16	1073335	V534-100	DIAPHRAGM, 534		1	
17	1073348	V534-444	PLATE, DIAPHRAGM, UPR, FS, 534		1	
18	1073377	V534-597	RING, SPRG RETAINER, 534		1	
19	1073376	V534-596	BASE, SPRING RETAINER		1	
20	1073341	V534-171	SPRING, COMPRESSION	-		1
21	1073342	V534-172	SPRING, COMPRESSION			1
22	1073352	V534-495K	CAP, FS, 534			1
23	1073596	WAS-0025	WASHER, (1.00X.686X.060)			1
24	1073374	V534-592	SCREW, FS, 534			1
25	1071483		CAP PLUG, 1-1/2 X 1"			1

THE COMPONENT, PART, OR ASSEMBLY DESCRIBED IN THIS DOCUMENT MUST COMPLY WITH THE EU (EUROPEAN UNION) DIRECTIVE: RoHS DIRECTIVE 2011/65/EC.

THIS DOCUMENT IS SOLELY THE PROPERTY OF AQ-MATIC REPRODUCTION, USE DISCLOSURE, OR TRANSMISSION OF THIS DOCUMENT OR DETAILS CONTAINED HEREIN, IN PART OR IN WHOLE, IS PROHIBITED WITHOUT THE WRITTEN CONSENT OF AQ-MATIC ENGINEERING. THIS DOCUMENT AND ANY COPIES SHALL BE RETURNED TO AQ-MATIC UPON WRITTEN REQUEST.

DO NOT SCALE DRAWING. DIMS. ARE IN INCHES [mm] INTERPRET DIMS AND TOLERANCES PER ASME Y14.5M -1994 UNLESS OTHERWISE SPECIFIED:  
CORNER FILLETS R.005-.020 [0.127-.508]  
TOLERANCES:  
ANGLES: ± 1°  
1 PLACE .X: ± .100 [2.54]  
2 PLACE .XX: ± .010 [0.25]  
3 PLACE .XXX: ± .005 [0.13]

THIRD ANGLE PROJECTION	
APPROVALS	DATE
DRAWN MSM	07/24/07
CHECKED BY	
APPROVED	

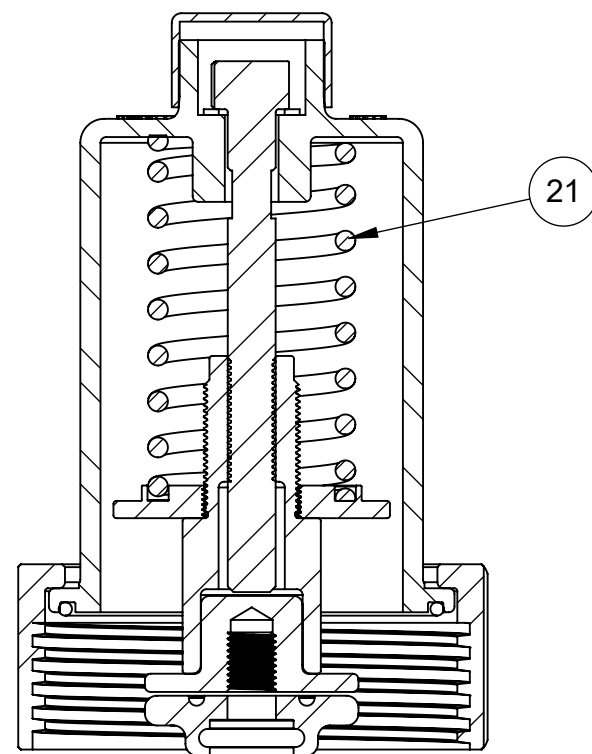
*AQmatic*

CATALOG SHEET, 534 FAILSAFE, VALVE

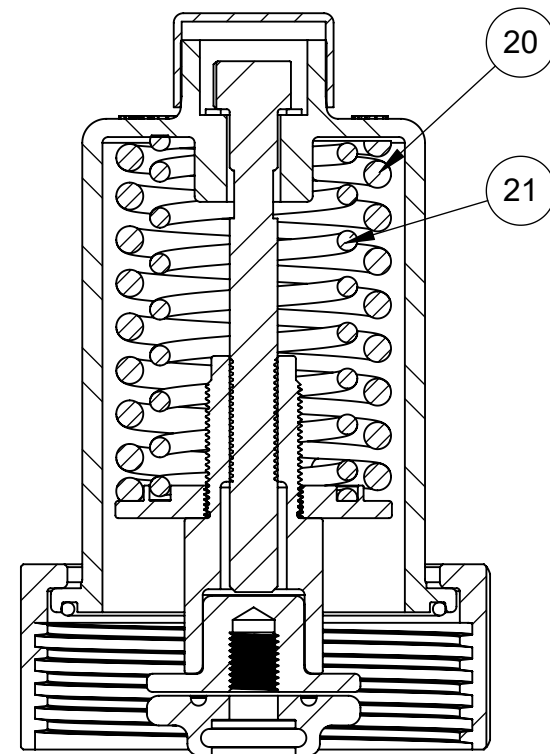
SIZE C DWG NO. 1078167 REV. L

SCALE 2:3 SOLIDWORKS FORMAT SHEET 1 OF 2

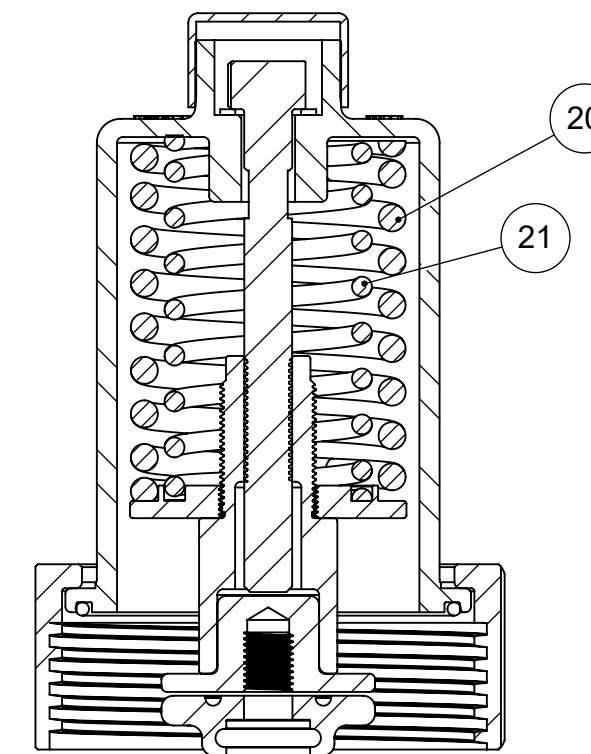
REVISIONS				
ECN	REV.	DESCRIPTION	DATE	APP'D
		SEE SHEET ONE FOR A LIST OF CHANGES.		



**1071306 (K534-FS3)  
REPAIR KIT - 30#**



**1071307 (K534-FS6)  
REPAIR KIT - 60#**



**1071305 (K534-FS1)  
REPAIR KIT - 100#**

- NOTE:**
- REPLACEMENT COMPONENTS UNIQUE TO FAILSAFE DESIGN ARE AVAILABLE AS A REPAIR KIT ONLY. SEE SHEET 2 FOR KIT DETAILS.
  - REPAIRKIT IS TO BE SHIPPED TO CUSTOMER IN A FULLY COMPRESSED STATE

REPAIR KITS						
ITEM NO.	PART NUMBER	MODEL	DESCRIPTION	1071306 K534-FS3 30 LBS. QTY.	1071307 K534-FS6 60 LBS. QTY.	1071305 K534-FS1 100 LBS. QTY.
11	1073355	V534-502	HOLDER, DISC, FS, 534		1	
12	1073379	V534-702	SHAFT ASSEMBLY, FS, 534		1	
13	1073349	V534-448	PLATE, DIAPHRAGM, LWR, FS, 534		1	
14	43073		NUT, FS, 534		1	
15	1071709	ORB-240	O-RING, 2-240		1	
16	1073335	V534-100	DIAPHRAGM, 534		1	
17	1073348	V534-444	PLATE, DIAPHRAGM, UPR, FS, 534		1	
18	1073377	V534-597	RING, SPRG RETAINER, 534		1	
19	1073376	V534-596	BASE, SPRING RETAINER		1	
20	1073341	V534-171	SPRING, COMPRESSION	-	1	
21	1073342	V534-172	SPRING, COMPRESSION		1	
22	1073352	V534-495K	CAP, FS, 534		1	
23	1073596	WAS-0025	WASHER, (1.00X.686X.060)		1	
24	1073374	V534-592	SCREW, FS, 534		1	
25	1071483		CAP PLUG, 1-1/2 X 1"		1	

VALVE SERIES	30# FAILSAFE #TURNS UP FROM BOTTOM	60# FAILSAFE #TURNS UP FROM BOTTOM	100# FAILSAFE #TURNS UP FROM BOTTOM
534	2	5	13

THIS DOCUMENT IS SOLELY THE PROPERTY OF AQ-MATIC REPRODUCTION, USE DISCLOSURE, OR TRANSMISSION OF THIS DOCUMENT OR DETAILS CONTAINED HEREIN, IN PART OR IN WHOLE, IS PROHIBITED WITHOUT THE WRITTEN CONSENT OF AQ-MATIC ENGINEERING. THIS DOCUMENT AND ANY COPIES SHALL BE RETURNED TO AQ-MATIC UPON WRITTEN REQUEST.

DO NOT SCALE DRAWING. DIMS. ARE IN INCHES [mm] INTERPRET DIMS AND TOLERANCES PER ASME Y14.5M -1994 UNLESS OTHERWISE SPECIFIED:  
\*CORNER FILLETS R.005-.020 [0.127-.508]  
TOLERANCES:  
ANGLES: ± 1°  
1 PLACE .X: ± .100 [2.54]  
2 PLACE .XX: ± .010 [0.25]  
3 PLACE .XXX: ± .005 [0.13]

THIRD ANGLE PROJECTION

APPROVALS DATE

DRAWN TMS 07/24/07

CHECKED BY

APPROVED

THE COMPONENT, PART, OR ASSEMBLY DESCRIBED IN THIS DOCUMENT MUST COMPLY WITH THE EU (EUROPEAN UNION) DIRECTIVE: RoHS DIRECTIVE 2011/65/EC.

**AQ Matic**

CATALOG SHEET, 534 FAILSAFE, VALVE

SIZE C DWG NO. 1078167 REV. L

SCALE 1:2 SOLIDWORKS FORMAT SHEET 2 OF 2