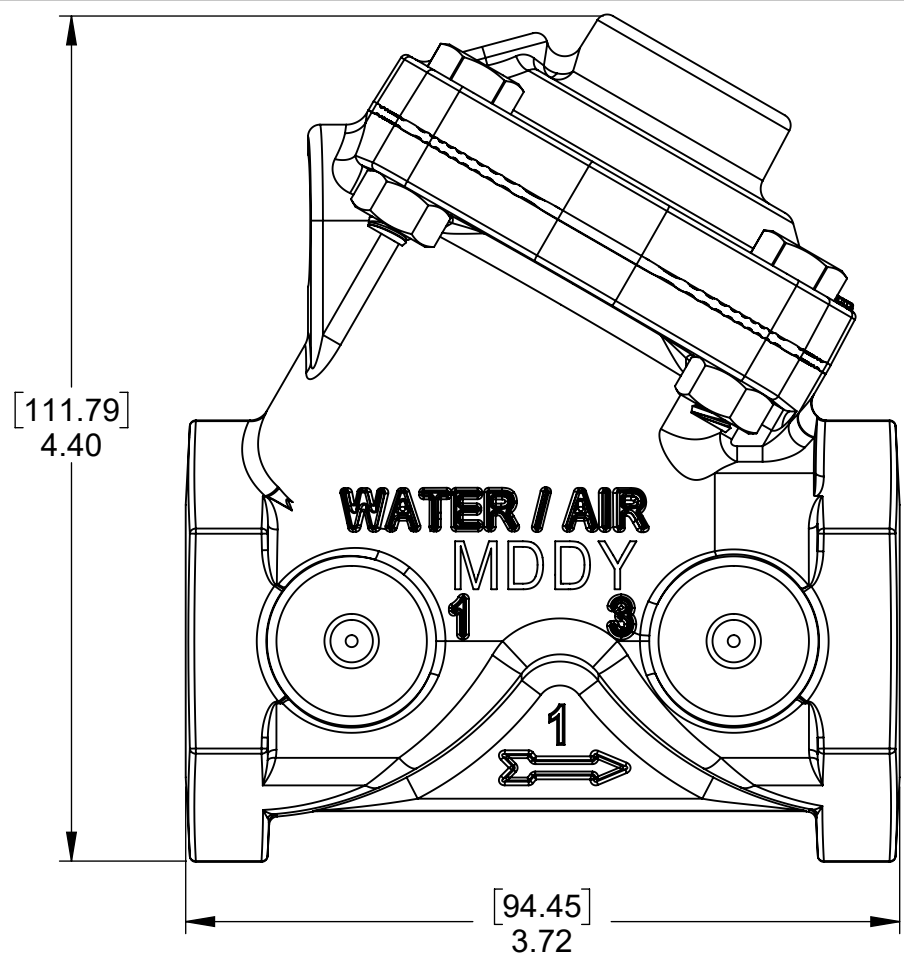


4

3

2

1



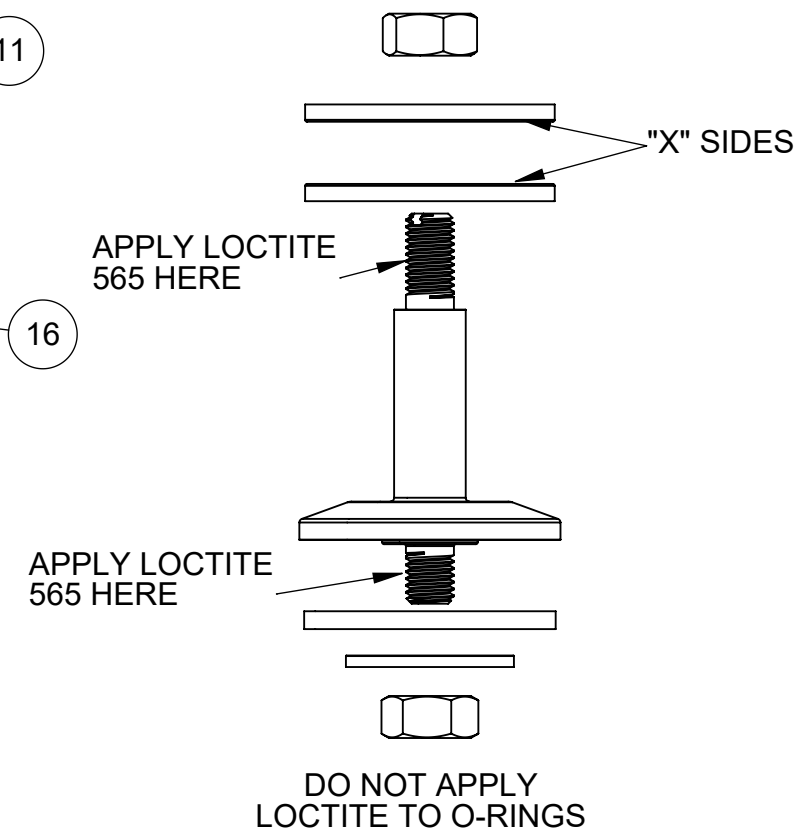
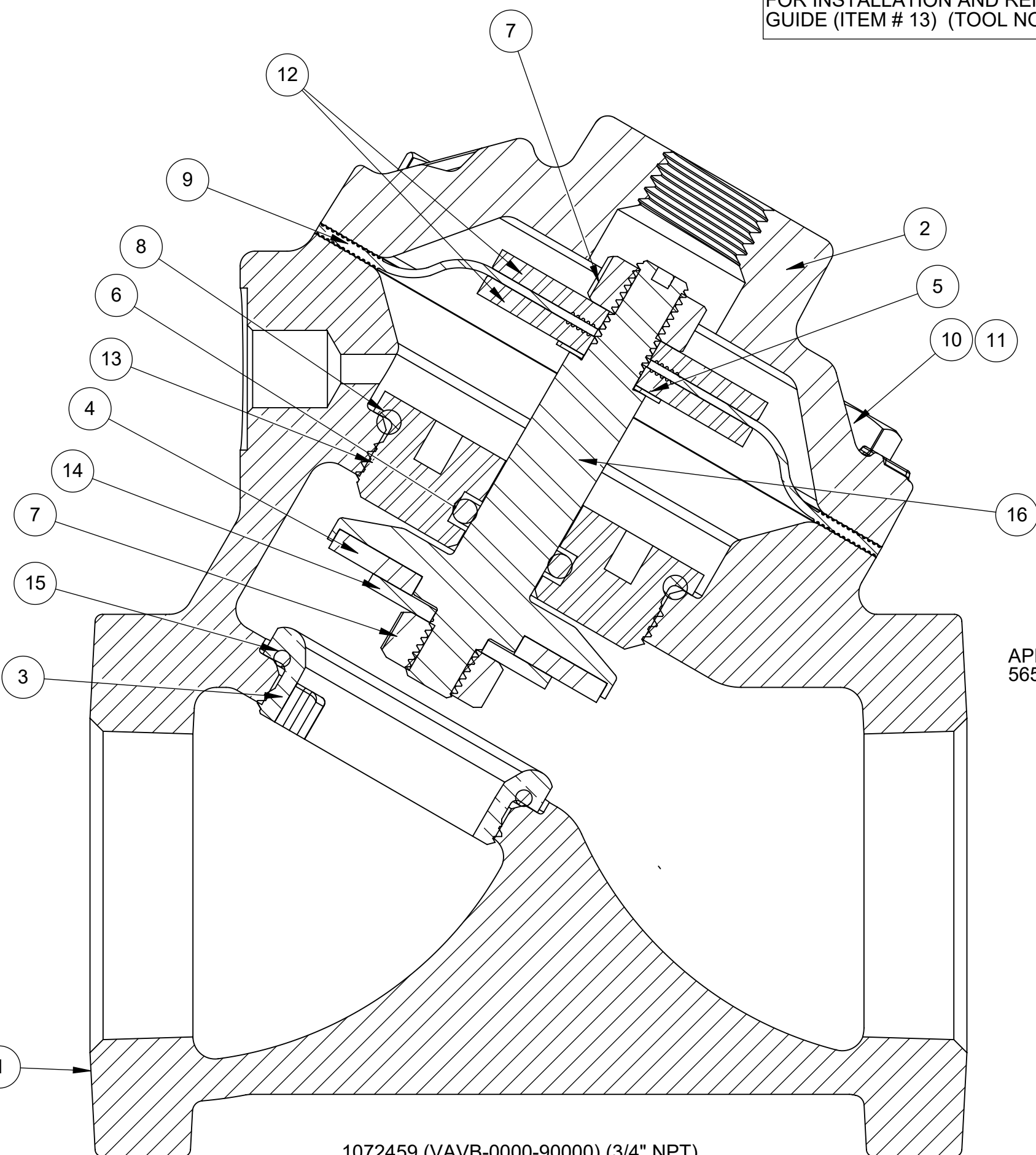
REPAIR PARTS KIT		
DESCRIPTION	PART NO.	
DIAPHRAGM & SEALS KIT CONSIST OF ITEM NO'S 4, 5, 6, 7(2), 8, 9, 15	1070106 (VAV1-RA) INCLUDES DISC 1074144 (421-JH) AND DIAPHRAGM 1074119 (421-FB)	1070498 (VAV-RAHT) INCLUDES DISC 1074145 (421-JT) AND DIAPHRAGM 1074120 (421-FV)
INT. PARTS KIT (NORM. OPEN) CONSIST OF STANDARD ITEM NO'S 12(2), 13, 14, 16	1070118 (421-RF)	
SEAT (ITEM NO. 3)	1074158 (421-MO)	

REVISIONS				
ECN	REV.	DESCRIPTION	DATE	APP'D
1822	P	REVISED COMPONENTS, UPDATED CATALOG SHEET	1/20/21	TRK
2221	Q	REVISED COMPONENTS, UPDATED CATALOG SHEET	4/18/23	TRK

- NOTES:
 1. AMERICAN NATIONAL STANDARD TAPER PIPE THREADS (NPT) PER ANSI B2. 1-1968
 2. VALVES AVAILABLE WITH B.S.P.T END CONNECTIONS

ASSEMBLY TOOLS	
DESCRIPTION	PART NO.
FOR INSTALLATION AND REMOVAL OF SEAT (ITEM #3) (TOOL NOT SHOWN)	1074161 (421-MT)
FOR INSTALLATION AND REMOVAL OF SHAFT GUIDE (ITEM # 13) (TOOL NOT SHOWN)	1074124 (421-GT)

NORMALLY OPEN MODEL				
ITEM NO.	DESCRIPTION	STD	PART NUMBER	QTY.
1	BODY, CAST IRON	3/4" NPT	* 1074085 (421-A3)	1
		1" NPT	* 1074088 (421-AA)	
		3/4" BSPT	1074086	
		1" BSPT	1074089	
2	CAP, NPT TAP TOP	CAST IRON	* 1074093 (421-C)	1
3	SEAT (REQ'S ASSY TOOL)	BRASS	* 1074158 (421-M0)	1
4	DISC	HYCAR	* 1074144 (421-JH)	1
5	WASHER, PLAIN, 5/16" X .60 OD	COPPER	* 1073948 (200-GG)	1
6	O-RING, 2-110	AFLAS	* 1071661 (ORA-110TC)	1
7	HEX NUT, 1/4"-28	STAINLESS STEEL	* 1263852 (NUS-0100)	2
8	O-RING, 2-125	FKM	* 1071803 (ORV-125)	1
9	DIAPHRAGM, 421	BUNA	* 1074119 (421-FB)	1
		FKM	1074120 (421-FV)	
10	HEX SCREW, 1/4 - 20	PLATED STEEL	* 1072398 (SCZ-0004)	4
11	HEX NUT, 1/4 - 20	PLATED STEEL	* 1071656 (NUZ-0008)	4
12	DISC PLATE	STAINLESS STEEL	* 43942 (424-H)	2
13	SHAFT GUIDE	STAINLESS STEEL	* 1074123	1
14	DISC PLATE	STAINLESS STEEL	* 1074149 (421-SC)	1
15	O-RING, 2-024	FKM	* 1071791 (ORV-024)	1
16	COMBINATION SHAFT, 421	STAINLESS STEEL	* 4510231	1



1072459 (VAVB-0000-90000) (3/4" NPT)
 1072464 (VAVC-0000-90000) (1" NPT)
NORMALLY OPEN (STANDARD)

TORQUE TABLE		
ITEM #	DESCRIPTION	TORQUED TO (+/- 10%)
3	SEAT	120 IN/LBS
7	UPPER NUT	90 IN/LBS
7	LOWER NUT	90 IN/LBS
13	GUIDE, SHAFT	120 IN/LBS
10 & 11	NUT, & CAP SCREW	140 IN/LBS

THIS DOCUMENT IS SOLELY THE PROPERTY OF AQ-MATIC REPRODUCTION, USE DISCLOSURE, OR TRANSMISSION OF THIS DOCUMENT OR DETAILS CONTAINED HEREIN, IN PART OR IN WHOLE, IS PROHIBITED WITHOUT THE WRITTEN CONSENT OF AQ-MATIC ENGINEERING. THIS DOCUMENT AND ANY COPIES SHALL BE RETURNED TO AQ-MATIC UPON WRITTEN REQUEST.

INTERPRET DIMENSIONS AND TOLERANCES PER ASME Y14.5M -1994

UNLESS OTHERWISE SPECIFIED:
 DIMENSIONS ARE IN INCHES (mm)
 CORNER FILLETS R.005-.020 [.127-.508]
 TOLERANCES:
 ANGLES: ±1°
 1 PLACE .X: ±.100 [2.54]
 2 PLACE .XX: ±.010 [0.25]
 3 PLACE .XXX: ±.005 [0.13]

THE COMPONENT OR PRODUCT DESCRIBED IN THIS DOCUMENT MUST COMPLY WITH RoHS 3 EU (EUROPEAN UNION) DIRECTIVE 2015/863

THIRD ANGLE PROJECTION

APPROVALS: TRK DATE: 1/20/21

DESCRIPTION: CATALOG SHEET, VAV1, 3/4" & 1" NPT OR BSPT

SIZE: C DWG NO.: 1077635 REV.: Q

SCALE: 1:1 SOLIDWORKS FORMAT SHEET 1 OF 2

4

3

2

1

REVISIONS				
ECN	REV.	DESCRIPTION	DATE	APP'D
		SEE PAGE #1 FOR REVISION UPDATES		

TORQUE TABLE		
ITEM #	DESCRIPTION	TORQUED TO (+/- 10%)
20	CENTERING NUT	90 IN/LBS
21	NUT, SPRG RETAINER	120 IN/LBS

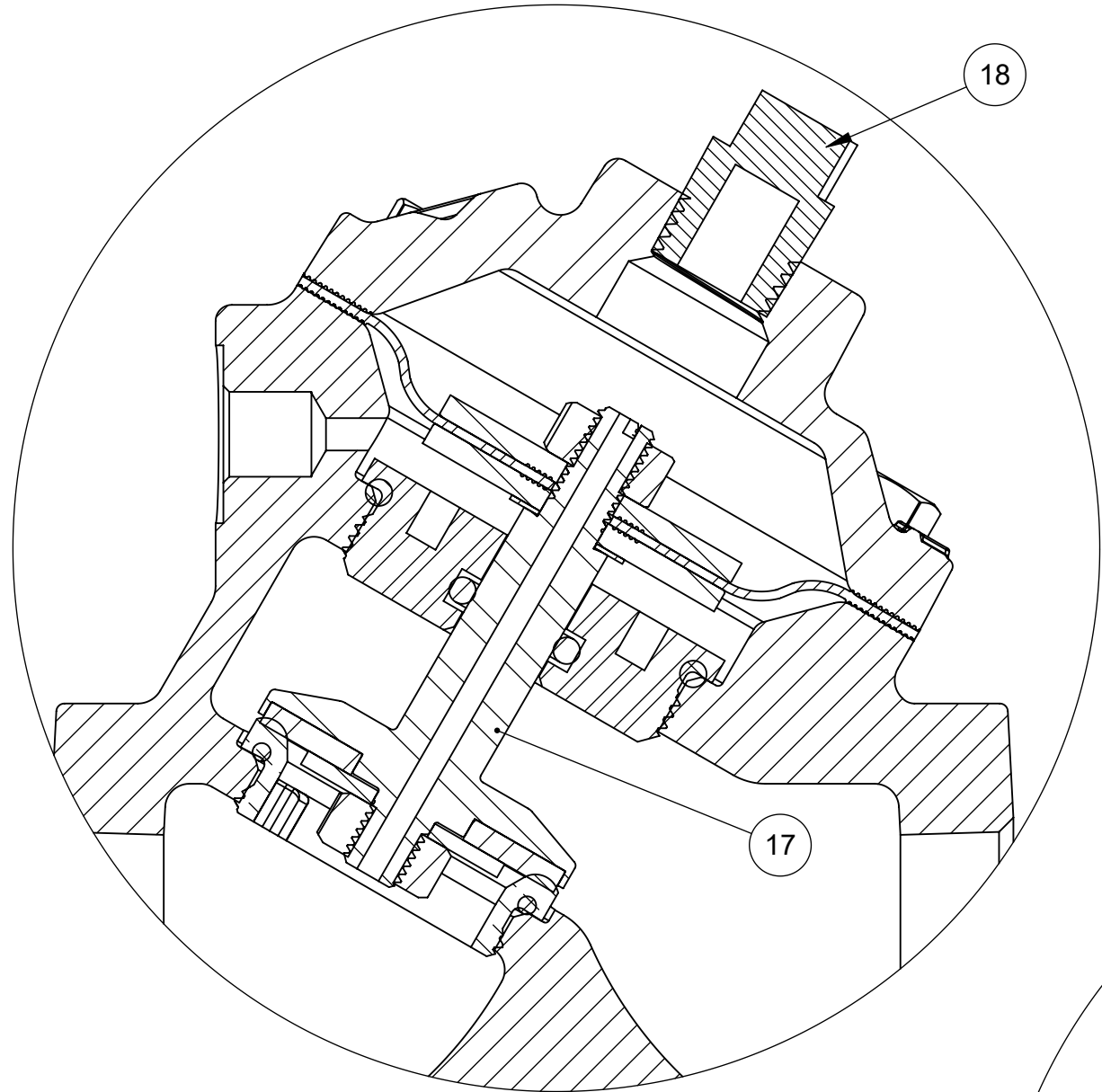
REPAIR PARTS KITS	
DESCRIPTION	PART NO.
INT. PARTS KIT (NORM. CLOSED) CONSISTS OF STANDARD ITEM NO'S 12(2), 13, 14, 17	1070129 (421-RG)
INT. PARTS KIT (SPRING ASSIST CLOSED) CONSISTS OF STANDARD ITEM NO'S 20, 22, 23	1074176 (421-SC)
INT. PARTS KIT (SPRING ASSIST OPEN) CONSISTS OF STANDARD ITEM NO'S 5, 14, 25, 26	1074178 (421-SO)

CONVERSION KITS	
DESCRIPTION	PART NO.
CONVERSION KIT (SPRING ASSIST CLOSED) CONSISTS OF STANDARD ITEM NO'S 19 THRU 24	1074177 (421-SCC)
CONVERSION KIT (SPRING ASSIST OPEN) CONSISTS OF STANDARD ITEM NO'S 5, 13, 14, 25	1074179 (421-SOC)

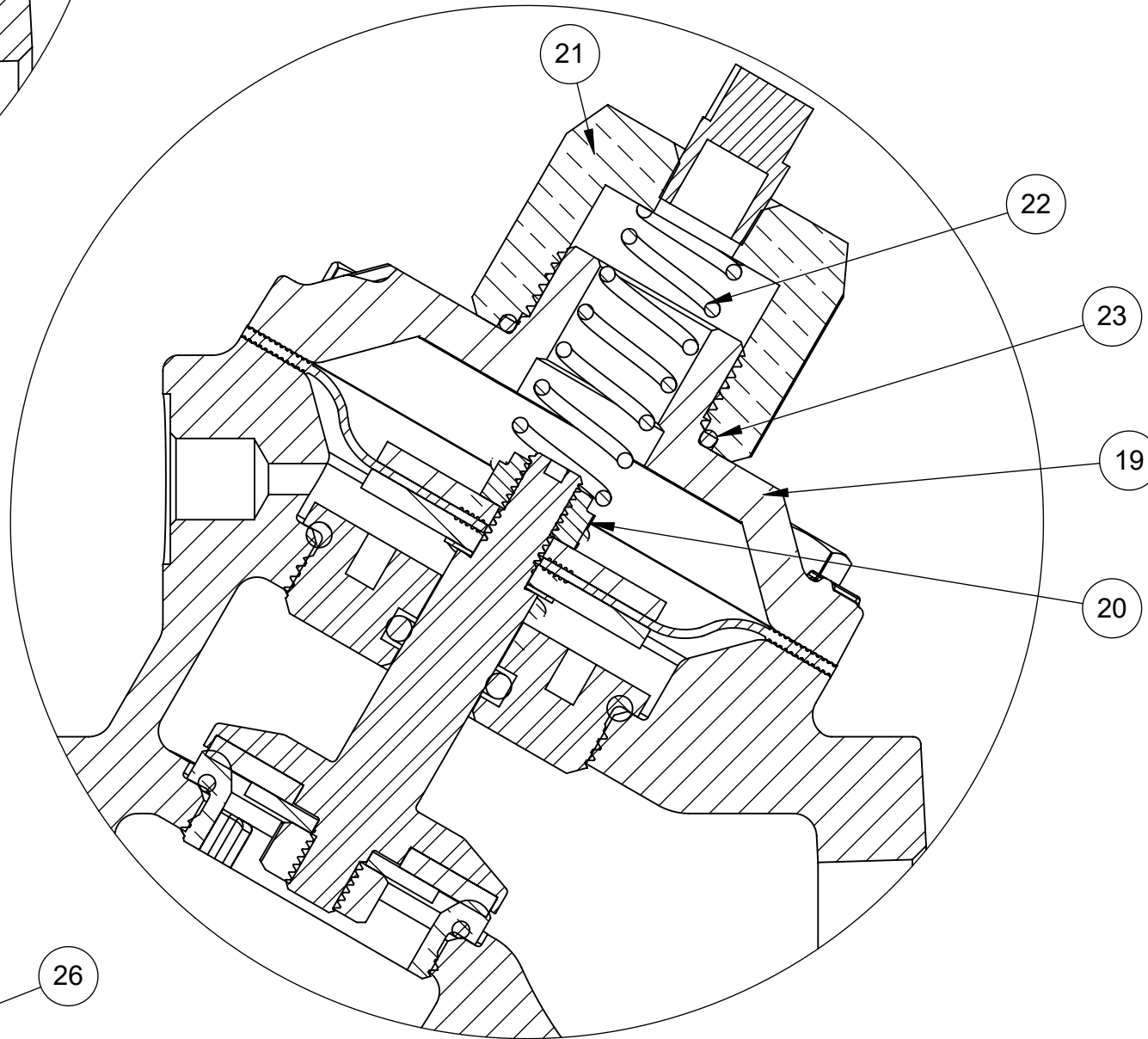
NORMALLY CLOSED MODEL				
ITEM NO.	DESCRIPTION	STD.	PART NUMBER	QTY.
17	COMBINATION SHAFT, 421, NC	STAINLESS STEEL	* 4510232	1
18	PIPE PLUG (1/4"NPT)	PLATED STEEL	* 1071918 (PLZ-0008)	1

SPRING ASSIST CLOSED MODEL				
ITEM NO.	DESCRIPTION	STD.	PART NUMBER	QTY.
19	CAP, SPRING ASSIST CLOSED	CAST IRON	* 1074099 (421-CC)	1
20	CENTERING NUT	STAINLESS STEEL	* 1074185 (421-X)	1
21	RETAINER NUT	BRASS	* 1074183 (421-TT)	1
22	COMPRESSION SPRING	STAINLESS STEEL	* 1078602 (421-SS)	1
23	O-RING, 2-020	NITRILE	* 1071674 (ORB-020)	1
24	PIPE PLUG (1/8" NPT)	BRASS	* 1071903 (PLZ-0007)	1

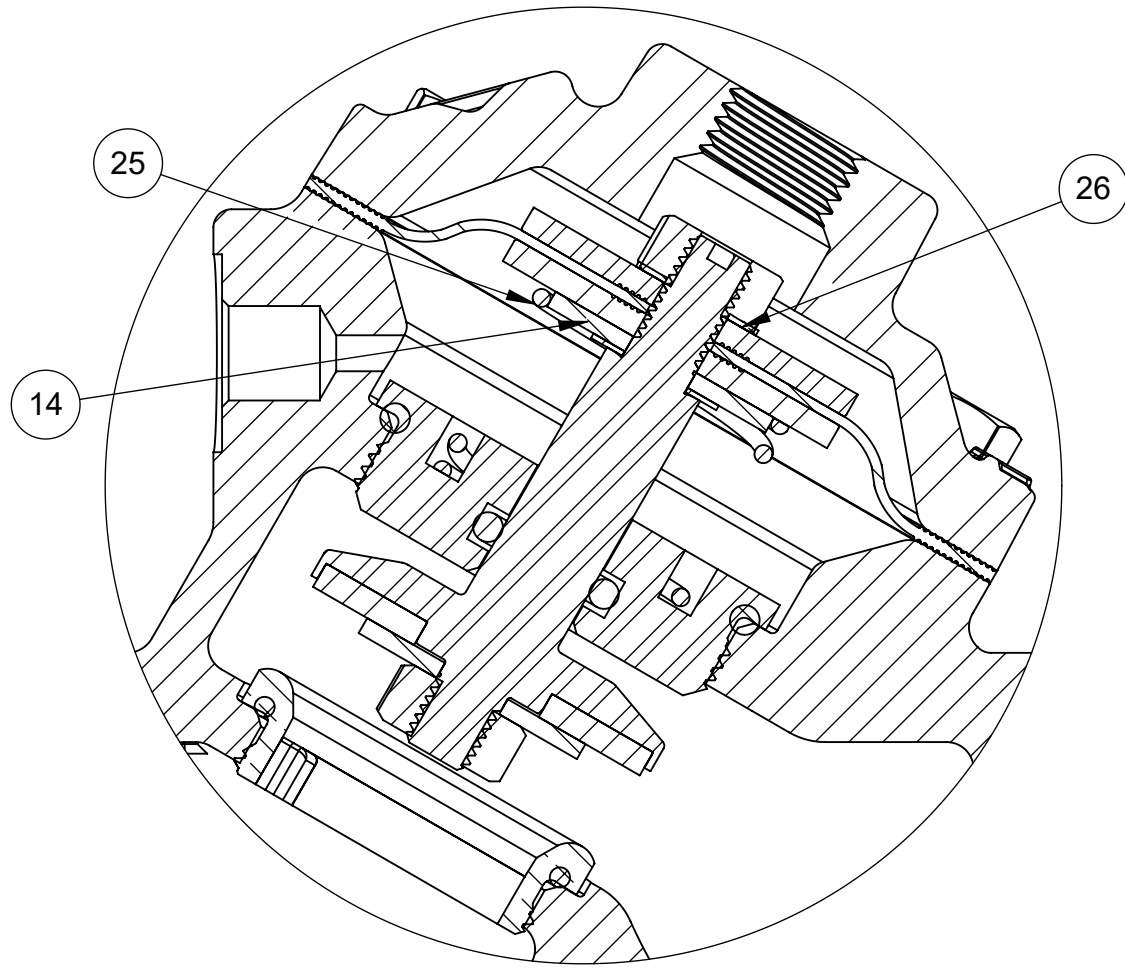
SPRING ASSIST OPEN				
ITEM NO.	DESCRIPTION	STD.	PART NUMBER	QTY.
25	SPRING	STAINLESS STEEL	* 1078608	1
26	LOCKWASHER	STAINLESS STEEL	* 1073589 (WAS-0006)	1



1072462 (VAVB-0030-90000) (3/4" NPT)
1072469 (VAVC-0030-90000) (1" NPT)
NORMALLY CLOSED



1072461 (VAVB-0002-90000) (3/4" NPT)
1072467 (VAVC-0002-90000) (1" NPT)
SPRING ASSIST CLOSED



1072456 (VAVB-0001-90000) (3/4" NPT)
1072460 (VAVC-0001-90000) (1" NPT)
SPRING ASSIST OPEN

SEE REVERSE SIDE FOR STANDARD NORMALLY OPEN MODEL

THIS DOCUMENT IS SOLELY THE PROPERTY OF AQ-MATIC REPRODUCTION, USE DISCLOSURE, OR TRANSMISSION OF THIS DOCUMENT OR DETAILS CONTAINED HEREIN, IN PART OR IN WHOLE, IS PROHIBITED WITHOUT THE WRITTEN CONSENT OF AQ-MATIC ENGINEERING. THIS DOCUMENT AND ANY COPIES SHALL BE RETURNED TO AQ-MATIC UPON WRITTEN REQUEST.

INTERPRET DIMENSIONS AND TOLERANCES PER ASME Y14.5M -1994

UNLESS OTHERWISE SPECIFIED: DIMENSIONS ARE IN INCHES (mm)
CORNER FILLETS R.005-.020 [127-508]
TOLERANCES:
ANGLES: ±1°
1 PLACE .X: ±.100 [2.54]
2 PLACE .XX: ±.010 [0.25]
3 PLACE .XXX: ±.005 [0.13]

THE COMPONENT OR PRODUCT DESCRIBED IN THIS DOCUMENT MUST COMPLY WITH RoHS 3 EU (EUROPEAN UNION) DIRECTIVE 2015/863

THIRD ANGLE PROJECTION

APPROVALS DATE
DRAWN TRK 1/20/21
CHECKED BY
APPROVED



DESCRIPTION CATALOG SHEET, VAV1, 3/4" & 1" NPT OR BSPT

SIZE C DWG NO. 1077635 REV. Q
SCALE 1:1 SOLIDWORKS FORMAT SHEET 2 OF 2